

PLEASE SEE THE DISCLAIMER INFORMATION PROVIDED ON THE LAST PAGE OF THIS DOCUMENT

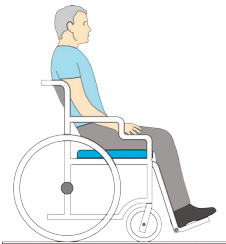
Wheelchair Configurations and Seat Functions for Common Postural Asymmetries

The QUICKIE® Access™ solves multiple seating challenges while allowing clients to propel, offering much appreciated independence. Its low seat-to-floor height allows access under tables and desks. It also allows the client to foot propel. If the client is using their hands to propel, the knee pivot tilt provides greater access to the wheels while also promoting a stable and functional posture. Up to 25° tilt and 40° recline offer clinically effective pressure relief. We have outlined the clinical applications below.

CHALLENGE



Client tends to have kyphosis, head down, and/or posterior tilt.



Client tends to slide out of wheelchair.

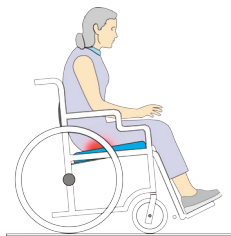
SOLUTION



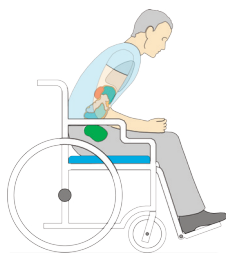
Access™ with Posterior Tilt

- With tilt, gravity will help keep the head and trunk upright.
- With tilt, the client is less likely to slide out of the chair and more likely to maintain proper posture.

CHALLENGE



Client often develops skin breakdown from lack of movement.



Client tends to have difficulty with respiration, digestion, or elimination.

SOLUTION



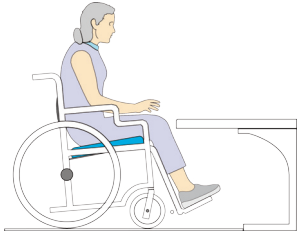
Access™ with Adjustable Tilt & Recline

- Tilt & recline provide alternative positions for pressure management, meeting the recommended angles of 25° of tilt and 40° of recline.
- Allows the client's trunk to be elongated, improving physiological functions of the organs.

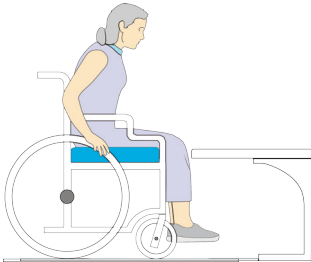
(Continued)

Wheelchair Configurations and Seat Functions for Common Postural Asymmetries

CHALLENGE



Tilt raises the front end too high to fit under tables.



Thicker skin protection cushions inhibit access to tables.

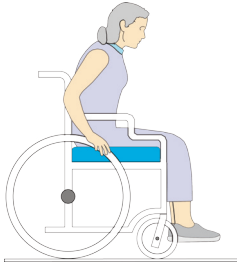
SOLUTION



Access™ with Low Seat-to-Floor Height

- Allows the individual to be tilted or reclined without the front end of the wheelchair raising and inhibiting the wheelchair's ability to fit under tables.
- When adding a thicker cushion, the low seat-to-floor height allows the individual to remain at the proper height for tabletop activities.

CHALLENGE



If the client's feet do not reach the floor, they can not foot propel and will lose their independence.



If the client is sitting too far forward and cannot reach the handrims, they cannot self-propel and are at risk of losing their independence.

SOLUTION



Access™ Configured for Foot and Hand Propelling

- The adjustable low seat-to-floor height allows for foot propelling.
- Numerous positioning options ensure proper seating for hand propelling.
- The chair's light weight increases mobility, especially for those with generalized weakness.

Wheelchair Configurations and Seat Functions for Common Postural Asymmetries



CHALLENGE



Client is unable to stand alone, which can lead to pressure injuries.



Client may have difficulty with transferring independently and needs to rely on a caregiver.

SOLUTION



Access™ with Anterior Tilt

- By positioning the wheelchair frame at a -5° anterior angle, the individual will be able to more easily stand up for transfers and pressure management.
- An anterior angle also provides alternative positioning.

References:

1. Consortium for Spinal Cord Medicine, Pressure Ulcer Prevention and Treatment Following Spinal Cord Injury: A clinical guideline for Health-Care Professionals 2nd. ed., 2014.
2. Dicianno, B. E., Lieberman, J., Schmeler, M. R., Souza, A. E., Cooper, R., Lange, M.,...Jan, Y. (2015). Rehabilitation Engineering and Assistive Technology Society of North America's Position on the Application of Tilt, Recline, and Elevating Legrests for Wheelchairs Literature Update. *Assistive Technology*, 27(3), 193-198. https://www.resna.org/Portals/0/Documents/Position%20Papers/RESNA%20PP%20on%20Tilt%20Recline_2017.pdf
3. Jan, Y., Liao, F., Jones, M. A., Rice, L. A., & Tisdell, T. (2013). Effects of Durations of Wheelchair Tilt-in-Space and Recline on Skin Perfusion Over the Ischial Tuberosity in People With Spinal Cord Injury. *Archives of Physical Medicine and Rehabilitation*, 94(4), 667-672.
- Frank, A. O., De Souza, L. H., Frank, J. L., & Neophytou, C. (2012). The pain experiences of powered wheelchair users. *Disability and Rehabilitation*, 34(9), 770-778
4. Cook, A.M., Polgar, J.M. & Encarnação, (2020) P. Enabling Function and Participation With Seating Technologies. *Assistive Technologies (Fifth Edition)*, Mosby. Pages 192-223,
5. EnableNSW and Lifetime Care & Support Authority, Guidelines for the prescription of a seated wheelchair or mobility scooter for people with a traumatic brain injury or spinal cord injury. EnableNSW and LTCSA Editor, 2011, Sydney. https://aci.health.nsw.gov.au/_data/assets/pdf_file/0003/167286/Guidelines-on-Wheelchair-Prescription.pdf

(Page 3 of 3)

DISCLAIMER: FOR PROFESSIONAL USE ONLY. THIS DOCUMENT (AND THE WEBSITE REFERENCED HEREIN) DO NOT PROVIDE MEDICAL ADVICE. Sunrise Medical (US) LLC does not provide clinician services. The information contained on this document (and the website referenced herein), including, but not limited to, the text, graphics, images, and descriptions, are for informational purposes only and should be utilized as a general resource for clinicians and suppliers to then use clinical reasoning skills to determine optimal seating and mobility solutions for individual patients. No material on this document (or on the website) is intended to be used as (or a substitute for) professional medical advice, diagnosis or treatment. Clinicians should adhere to their professional medical training and their institution's or practice's recommended guidelines. Reliance on this document (and the information contained herein) is solely at your own risk.